



CAR WASH OPERATION MANUAL

Galaxy America, Inc.



7431 Sawyer Circle, Port Charlotte, FL 33981



941 697 0324



941 697 1249



sales@galaxymultirides.com



www.galaxymultirides.com



GalaxyMultiRides



GalaxyBulls



GalaxyBulls



GalaxyMultiRides

IAAPA



MEMBER



INTERNATIONAL
Standards Worldwide
MEMBER

1747743

Welcome and thank you for purchasing Galaxy's Car Wash.

**Please take some time and read through the contents of this manual
BEFORE you use your machine.**

All operators who will use the Galaxy Car Wash Ride **MUST read** this manual
to ensure a **safe operation** for your customers.

TABLE OF CONTENTS

1. Welcome	3
2. What's in the Box & Electrical Information	4
3. Setting Up Your Car Wash	5
4. Set Up Diagram	7
5. Operating Your Car Wash	8
6. Rules of Play	10
7. Serial Number Location	10
8. Trouble Shooting	11
9. Maintenance & Safety Check Routine	12
10. Safety Questionnaire	13
11. Risk Assessment	14
12. Release of Liability and Assumptions of Risk	15
13. Incident Report	16
14. FR Test Certificates	17
15. Manufacturer's Inspection	21
16. Warranty	22
17. Terms and Conditions of Sale	23



Welcome!

All equipment manufactured by Galaxy Multi Rides is designed with a high regard for safety as well as operational ease.

The information contained within this manual will assist you and your operators in producing safe and enjoyable entertainment for your clients.

This instruction manual has been supplied for the purpose of assisting you in the proper and safe operation of your new Galaxy Multi Rides game. You can also find this manual online in our website. Look for "Safety and Training" under the "Resource" tab in www.galaxymultirides.com. You can also view our safety video ("How To" playlist) on our YouTube channel (www.youtube.com/galaxybulls).

This manual will also guide you through the proper set up procedures, ensuring the safest and most enjoyable experience for your clientele, and maintenance recommendations that will facilitate top performance and a long life for your game. Your inflatable attraction is constructed by following the procedures and using quality materials, all in compliance with the ASTM standards.


Galaxy Multi Rides takes great pride in delivering to you inflatable games manufactured, inspected and tested with a focus on the highest safety standards and top quality workmanship. Additionally, many other inspections and tests are performed to ensure your new game meets the first class standards of Galaxy Multi Rides.

Safety is everybody's major concern. At Galaxy we go to great lengths to ensure that our products are the safest on the market. Following, and in our website (look for "Safety and Training" under the "Resource" tab in www.galaxymultirides.com), there's a training Safety Questionnaire. **PLEASE, read this manual thoroughly and complete the questionnaire for every member of staff who's going to operate the ride.** All the answers to the questions are in this manual.

Once you've completed it, fax it to **941 697 1249** or email it to **customerservice@galaxymultirides.com**. If you do the test online, you don't need to fax it or email it: just click "Submit". We will check the questionnaire and if all the questions are answered correctly, we will issue a certificate of competence which can be given to your insurance company.

By having a quality safe machine and competent operators, this can only be a good thing, which will result in more cost effective insurance for everyone.

If you experience any difficulty in any of the procedures set forth in this manual, please call 941 697 0324.



Robin Whincup
President of Galaxy Multi Rides



What's in the Box



1 x Inflatables

1 x Electric Fan

Anchor Stakes

Electrical Information

BLOWERS

Powered by one 1.5hp blowers. Operates from 110 volts single phase electricity 60htz. drawing 8.8 amps.
Maximum air volume: 1290cfm. Maximum static pressure: 9.8 inch.



Setting Up Your Car Wash

1.



Place the inflatable on a clean, dry & flat surface and unroll (colors may vary from those pictured).

2.



Make sure the velcro deflation flaps are closed (colors may vary from the ones pictured).

3.



Pull the blow tube over the blower and secure it with the belt attached. Inflation should be the last stage to be done (color may vary from those pictured). Repeat procedure on the second inflatable.

Set up the blower as close to the power source as possible. The product should be periodically examined for potentially unsafe conditions such as: damaged cord, plug, housing or parts, and that in the event such damage is found, the product should not be used until properly repaired.

Never leave the blower outside in the rain or exposed to the elements when not in use. When in use, do not place the cord across traffic areas, water or damp areas. The blower should be placed on a stable surface and anchored per product instructions. The power cord of the blower is equipped with a Ground Faulty Circuit Interrupter (GFCI) plug.

1. Make sure that the blower switch is in the "OFF" position. Plug the blower into a properly grounded 110-120v. GFCI outlet.
2. If the GFCI has been tripped, press the "RESET" button to restore power to the blower.
3. Set the power switch of the blower to "ON" to inflate. After used, turn the power to "OFF".
4. To disconnect, have an adult grip it tightly and pull the plug from wall outlet.



Setting Up Your Car Wash

4.



Inflate the unit. The trained operators should now perform an inspection of the attraction. **IT IS ADVISABLE THAT A TRAINED OPERATOR IS PRESENT AT ALL TIMES.**

5.



Anchor the inflatable by the 8 anchor points (see next page). Use 0.625" diameter steel stakes either straight up or up to a 15 degree angle on soft ground (18" into the ground) or 75lbs. at each of the 4 anchor points in the sand/water weight on hard ground (or indoor location) are appropriate anchor tools (colors may vary from the ones pictured).

Outdoor Use: Stakes, if used, are to be a minimum of 18" in length and 5/8" diameter and driven completely into firm ground, such as grassed areas, or directly into asphalt. 24" stakes may be used with the stake buried a minimum of 75% (i.e. 18"). Loose soil is unacceptable. Ballast bags a minimum of 75 lbs. each are acceptable anchors for up to 15 mph winds. When securing the anchor points it is advisable to allow 2" of "slack" to allow the natural movement of the inflatable.

6.

INSTALLING THE WATER HOSE

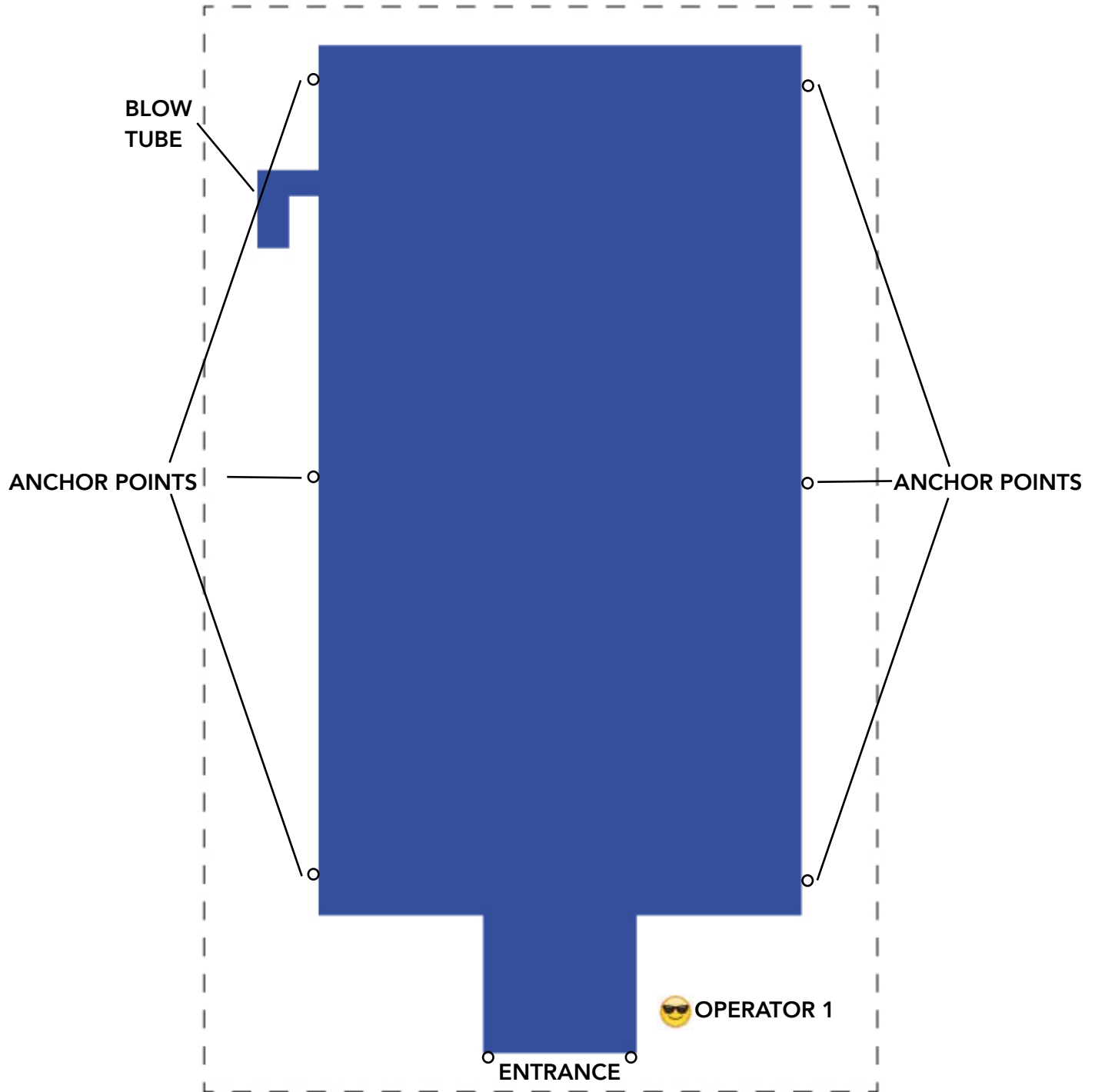
A soft stretch hose or standard hose may be used in the inflatable. Connect the water line to the hose and pull the hose through the designated loop holes located throughout the center of the inflatable.

WARNING

DO NOT USE THE CAR WASH IN WIND THAT EXCEEDS 15 MPH. Deflate immediately if wind gusts develop. Do not secure the inflatable to a vehicle (or any object) that could be inadvertently moved whilst the inflatable is in operation.



Set Up Diagram



Operating Your Car Wash

1. CAR WASH

Car Wash is a multi player children's game, where kids bounce around, while getting wet through the hoses on the inflatable.

2. NUMBER OF PARTICIPANTS

Car Wash is a multi player game. There can be up to 8 players in the inflatable at the same time. If any player seems to be in distress, STOP any further participants from entering and assist the distressed rider.

3. PARTICIPANT PREPARATION

Ensure that all participants remove footwear, eyewear, cell phones, neck wear, and any sharp items on their person.

All participants must read the rules of play and sign the waiver. If any players are in any doubt, they must NOT PARTICIPATE.

4. OPERATING THE RIDE

Car Wash is a multi player bouncy castle. Up to 8 players can go in the inflatable at the same time.

DO NOT ALLOW any other participants entry to the inflatable before the existing participants have vacated the inflatable cushion. Repeat the procedure.

- Constant, competent adult supervision of children and other young users is required at all times.
- Keep the area around the product clean, and clear of objects, to prevent slips and falls.
- Do not allow children to play in the product until it is fully inflated.
- Instruct children on proper use of this product.

- In the event of an emergency:

- **Instruct the players to evacuate the ride safely offering assistance if it is safe to do so. Once the players have evacuated the ride, unplug the blowers from the mains power outlet.**

- In the event of loss of power to the inflatable -thus causing the inflatable to deflate:-

- **Instruct the players to evacuate the ride**

safely offering assistance if it is safe to do so. Once the players have evacuated the ride, unplug the blower from the mains power outlet.

5. RULES OF PLAY

- Children should bounce away from others, and stay away from openings and sidewalls.
- Children should not jump onto or off the product.
- No more than 8 children should play on the Car Wash at the same time.
- No climbing or hanging from the walls.
- Do not allow a player to re-enter the game once they have exited the game.
- No jumping on other players.
- Do not use the Car Wash if it is not inflated fully.
- Car Wash should be supervised at all times by at least one (1) attendant.
- Admit users to the inflatable in a controlled and safe manner.
- The minimum user height is 36".
- The maximum user weight is 100lbs.
- Keep the entrance free from obstruction.
- No rough play or somersaults.
- The operator and/or attendants should watch the activity on the inflatable constantly.
- The operator and/or attendants should use a whistle or other signal to attract the attention of the users.
- The operator and/or the attendants must separate larger, more boisterous users from smaller ones.

6. SPECTATORS

Do not allow spectators to sit/lean on or around the inflatable. We would recommend wherever possible to have an additional external barrier (see diagram example in the previous page).

7. HEIGHT & WEIGHT OF THE PLAYERS

We recommend a minimum user height of 36



Operating Your Car Wash

inches and a maximum weight of the participant of 100lbs.

8. GENERATORS

PLEASE NOTE: THE USE OF PORTABLE GENERATORS TO POWER THE MACHINE CAN DAMAGE THE BLOWERS.

If you must use a portable generator, invest in a branded generator such as Honda, Kawasaki or Briggs & Stratton. You will need a 3KVA diesel powered generator, as these give the best power and performance. Use an in line power surge protector between the generator and the control console.

9. STANDARD DISCLAIMER

If the operator is in any doubt of the players' ability to participate safely, then the player should not be allowed to participate. **THE OPERATORS' DECISION IS ALWAYS FINAL.**

10. WHO SHOULD NOT PLAY

People should not use this ride if the player:

- Is Pregnant.
- Is under the influence of alcohol or drugs.
- Suffers from any of the following: Epilepsy, Muscular Complaints, Neck or Spinal (back) problems, or any other Physical Ailment that will inhibit the participant to ride safely.

11. DYNAMIC INFORMATION

The recommended minimum **operating space** required is: 15' x 25'.

- **Weights of individual components:**

- Inflatable: 525lbs.
- Electric blower: 1 x 30lbs.

- **Power requirements:**

- The three 1.5hp inflation blower for the inflatable operates from 110 volts single phase electricity 60hz. drawing 8.8 amps. Maximum air volume: 1290cfm.
- Maximum static pressure: 9.8 inch.

- **DO NOT operate when it is raining or snowing,**

as there is a risk of electrocution. In the event of a sudden rain/snow storm:

- Evacuate the ride.
- Turn off the blower and disconnect the mains power cords from the electrical supply.
- Ensure that a tarpaulin or similar water proof cover is placed securely over the inflatable to prevent water damage. Once it has stopped raining/snowing, uncover the inflatable and check that there is no water leakage to these parts; ensure that any standing water is removed and/or relocate the ride to a dry location. **AT NO TIME should you use any electrical device when wet.**

- DO NOT operate in winds of more than 15mph.



RULES OF PLAY DO

- Have a maximum of 8 players at a time.
- Jump around playing with the other children.
- HAVE FUN!

NO SHOES

NO SHARP OBJECTS

NO GLASSES

NO FLIPS

**NO FIGHTING OR
ROUGH HOUSING**

NO CHEWING GUM

NO FOOD

NO DRINK

**NO CLIMBING ON
WALLS OR BOUNCING**

NO HATS

WHO SHOULD NOT PLAY. People should not use this ride if the player:

- Is shorter than 36 inches | 1 meter and/or heavier than 100lbs. | 45kgs.
- Is Pregnant.
- Is under the influence of alcohol or drugs.
- Suffers from any of the following: Epilepsy, Muscular Complaints, Neck or Spinal (back) problems, or any other Physical Ailment that will inhibit the participant to ride safely.



Serial Number Location

There is 1 ID label in your equipment, which include information such as:

- Manufacturer Details
- Serial Number
- Power Requirements
- Name of Equipment
- Name of Customer
- Date of Manufacture
- Initial Test and Date
- Yearly Tests
- Certifications

This ID label can be found in this location:



On the front of Car Wash.



Trouble Shooting

Your Meltdown has been meticulously engineered and thoroughly tested before delivery. If, however, you unexpectedly experience difficulties, please check out the guide below. **We DO NOT warranty any parts that are damaged from using a generator.** If you have any questions or need help please contact us on: 941 697 0324 or sales@galaxymultirides.com.

POWER REQUIREMENTS

REGION	POWER REQUIREMENTS
Europe/Asia/South America/ Australasia	230 volts mains power single phase 4 amps at 50htz.
North America	110 volts mains power single phase 5.5 amps at 60htz.
Japan	90 -110 volts mains power single phase 5.5 amps at 60htz.

ELECTRICITY

WHAT IS THE POWER SOURCE	We recommend to work on mains power. THE USE OF PORTABLE GENERATORS TO POWER THE MACHINE CAN DAMAGE THE ELECTRONICS. But, if you must use a portable generator, invest in a branded generator such as Honda, Kawasaki or Briggs & Stratton. You will need a 3KVA diesel powered generator, as these give the best power and performance. Use an in line power surge protector between the generator and the control console.
HOW MANY AMPS ARE NEEDED	A Car Wash requires 5.5 amps.
WHAT IS THE OUTPUT POWER FROM THE POWER SOURCE	A Car Wash requires 110-120 volts.
LENGTH OF THE EXTENSION CORD AND GAUGE OF THE POWER CORD	Longer thinner power cords will always lose voltage.



Maintenance

NO.	MAINTENANCE
1.	Inspect the unit for damages.
2.	Using Simple green, spray and wipe with a terry towel to clean any dirt from inside the jumping area of the unit.
3.	Spray Odoban inside the inflatable around the seam line and surfaces to disinfect the unit and wipe off rapidly. Never soak the inflatable as mildew may form and therefore voiding the warranty.
4.	Do not pack up your inflatable when wet! Moisture can cause mildew and that can cause the vinyl fabric to breakdown, and voiding warranty.
5.	The product should be periodically examined for potentially unsafe conditions such as: damaged cord, plug, housing, or parts, and that in the event such damage is found, the product should not be used until properly repaired.
6.	Never leave the fan outside in the rain or elements when not in use.

There are many different cleaning products and some can be harmful to your unit or more importantly can be harmful to the occupants of the inflatable. Make sure that any cleaner you use is free of bleach or chlorine, which will weaken the threads, Methyl Ethyl Ketone (MEK) will break down the vinyl and weaken its integrity.

Do not use any cleaner, which states its use, is not

intended for soft or pliable vinyl. Avoid any cleaner with caustic agents in them, like degreaser. Each unit should be completely dry inside and out before you place inflatable in storage. Webbing, straps, threads and netting all tend to stay wet or damp and do not dry as fast as the vinyl itself. The damp/wet material can bleed and discolor the vinyl, cause mold, or mildew, or start to rot and decay.

Safety Check Routine

Before you allow participants to enter the Toxic Drop double check the following:

ITEMS	M	T	W	T	F	S	S
Before and during use, check for air loss. Check blower is properly connected.							
All deflation vents are sealed and securely closed.							
The blowers are securely connected to the blow tubes.							
All anchor points are secured with anchor stakes or ballast bags.							
If applicable, remove water and debris from pocket steps after each play cycle.							



Release of Liability and Assumption of Risk

In consideration of the services of _____, its employees and agents (collectively, "_____"), I agree to release, hold harmless and indemnify _____, on behalf of myself and my family members, partners, heirs and assigns as follows:

1. I acknowledge that riding a _____ (name of the ride) entails risks that could result in physical or emotional injury, paralysis, death, injury or damage to me, to property, or to third parties. I understand that the risks cannot be eliminated without jeopardizing the essential qualities of the activity. The risks could result in musculoskeletal injuries, including head, neck, and back injuries.
2. I accept and assume all the risks of participating in this activity. My participation in this activity is purely voluntary, and I elect to participate in spite of the risks.
3. **I release and agree to indemnify and hold harmless _____ from any claims** that are in any way connected with my participation in this activity or my use of _____ equipment or facilities, **including claims that _____ was negligent.** However, I do not release any claims related to intentional or reckless acts by _____.
4. I have adequate insurance to cover any injury or damage I may cause or suffer while participating or I agree to bear the costs of any injury or damage.
5. I agree that, if I bring a lawsuit against _____, I will do so solely in the State of _____ and the substantive law of the State of _____ will apply in that lawsuit without regard to the conflict of law rules. I agree that if any portion of this agreement is found to be void or unenforceable, the remaining portions shall remain in full force and effect.

By signing this document, I acknowledge that if that anyone is hurt or property is damaged during my participation in this activity, I may be found by a court of law to have waived my right to maintain a lawsuit against _____ on the basis of any claim from which I have released them. I have had sufficient opportunity to read this agreement. I have read and understood it, and agree to be bound by its terms.

Signature of Participant: _____

Print Name of Participant: _____ Date: _____

PARENT'S OR GUARDIAN'S ADDITIONAL INDEMNIFICATION (Must be completed for participants under the age of 18)

In consideration of _____ ("Minor") being permitted by _____ to participate in its activities and to use its equipment and facilities, I further agree to indemnify and hold harmless _____ from all claims which are brought by or on behalf of Minor and which are in any way connected with Minor's use or participation. I have full authority to sign this agreement on behalf of Minor.

Signature of Parent or Guardian: _____

Print Name of Parent or Guardian: _____ Date: _____



Safety Questionnaire

Question 1

How many anchor points are on Car Wash?

1. 4
2. 6
3. 8

Question 2

How many blowers are used to inflate Car Wash?

1. 4
2. 2
3. 1

Question 3

What is the minimum user height?

1. 48"
2. 36"
3. 60"

Question 4

Can Car Wash be used in the rain?

1. Yes
2. No

Question 5

What is the maximum number of players that can be on the inflatable at any one time?

1. 6
2. 8
3. 10

Question 6

What is the maximum wind speed that Car Wash should be used in?

1. 20mph.
2. 15mph.
3. 5mph.

Question 7

Can a player re-enter the game once they have exited?

1. Yes
2. No

Question 8

Can Car Wash be set up on a steep hill?

1. Yes
2. No

Question 9

Where is the ID label located, where you can find the serial number?

1. In the front of the inflatable
2. Inside the inflatable
3. In the back of the inflatable

Question 10

How many operators are required to run Car Wash?

1. 1
2. 2
3. 3



Incident Report

OWNER'S NAME:

TRADE NAME:

ADDRESS:

PHONE NUMBER:

TODAY'S DATE:

LOCATION OF THE INCIDENT:

DATE AND TIME OF THE INCIDENT:

NAME OF PERSON FILLING THE FORM:

TITLE OF PERSON FILLING THE FORM:

INFORMATION OF THE PERSON INJURED AND INCIDENT	
FULL NAME	
AGE	
ADDRESS	
INCIDENT SEVERITY	
DESCRIBE THE NATURE OF INJURY	
WEATHER CONDITIONS	
DESCRIPTION OF INCIDENT	
NAME OF OPERATOR	
WITNESSES (include names, addresses, and relation to the owner or injured)	

DISCLAIMER: This checklist is intended as a suggested guideline. It is recommended that an incident report include but should not be limited to the items listed on this form.



FR Test Certificates



TEST REPORT

No. : GZIN1502006276PS

Date : Feb 15, 2015

Page: 1 of 4

CUSTOMER NAME: GUANGZHOU PLATO PLASTIC CO., LTD
ADDRESS: DAYUAN VILLAGE HENGLI TOWN NANSHA DISTRICT GUANGZHOU
CITY GUANGDONG CHINA

The following sample(s) was/ were submitted and identified on behalf of the client as:

Sample Name : PVC TARPAULIN
SGS Ref. No. : SDHG1502002308FB
Manufacturer : PLATO PLASTIC CO.,LTD
Date of Receipt : Feb 11, 2015
Testing Start Date : Feb 11, 2015
Testing End Date : Feb 15, 2015
Test result(s) : For further details, please refer to the following page(s)

Signed for
SGS-CSTC Standards Technical
Services Co., Ltd. GZ Branch Testing
Center

Eleain Fan
Authorized signatory



This document is issued by the Company subject to its General Conditions of Service printed overleaf, available on request or accessible at <http://www.sgs.com/en/Terms-and-Conditions.aspx> and, for electronic format documents, subject to Terms and Conditions for Electronic Documents at <http://www.sgs.com/en/Terms-and-Conditions/Terms-e-Documents.aspx>. Attention is drawn to the limitation of liability, indemnification and jurisdiction issues defined therein. Any holder of this document is advised that information contained hereon reflects the Company's findings at the time of its intervention only and within the limits of Client's instructions, if any. The Company's sole responsibility is to its Client and this document does not exonerate parties to a transaction from exercising all their rights and obligations under the transaction documents. This document cannot be reproduced except in full, without prior written approval of the Company. Any unauthorized alteration, forgery or falsification of the content or appearance of this document is unlawful and offenders may be prosecuted to the fullest extent of the law. Unless otherwise stated the results shown in this test report refer only to the sample(s) tested and such sample(s) are retained for 30 days only.

Attention: To check the authenticity of testing / inspection report & certificate, please contact us at telephone: (86-755) 8387 1443, or email: CN.Doccheck@sgs.com

198 Kashi Road, Science Park Guangzhou Economic & Technology Development District, Guangzhou, China 510663 t (86-20) 82155661 f (86-20) 82075080 www.sgs.com.cn
中国·广州·经济技术开发区科学城科路198号 邮编: 510663 t (86-20) 82155661 f (86-20) 82075080 e sgs.china@sgs.com

Member of the SGS Group (SGS SA)





TEST REPORT

No. : GZIN1502006276PS

Date : Feb 15, 2015


Page: 2 of 4

Summary of Results:

No.	Test Item	Test Method	Result	Conclusion
1	Flame Test	NFPA 701 Test Method 1-2010	See Result	Pass

Note: Pass : Meet the requirements;
Fail : Does not meet the requirements;
/ : Not Apply to the judgment.

Original Sample Photo:



Sample



This document is issued by the Company subject to its General Conditions of Service printed overleaf, available on request or accessible at <http://www.sgs.com/en/Terms-and-Conditions.aspx> and, for electronic format documents, subject to Terms and Conditions for Electronic Documents at <http://www.sgs.com/en/Terms-and-Conditions/Terms-e-Documents.aspx>. Attention is drawn to the limitation of liability, indemnification and jurisdiction issues defined therein. Any holder of this document is advised that information contained herein reflects the Company's findings at the time of its intervention only and within the limits of Client's instructions, if any. The Company's sole responsibility is to its Client and this document does not exonerate parties to a transaction from exercising all their rights and obligations under the transaction documents. This document cannot be reproduced except in full, without prior written approval of the Company. Any unauthorized alteration, forgery or falsification of the content or appearance of this document is unlawful and offenders may be prosecuted to the fullest extent of the law. Unless otherwise stated the results shown in this test report refer only to the sample(s) tested and such sample(s) are retained for 30 days only.

Attention: To check the authenticity of testing/inspection report & certificate, please contact us at telephone: 86-755-93271443, or email: CN.Checkcert@sgs.com
198 Kefa Road, Saitied Park Guangzhou Economic & Technology Development District, Guangzhou, China 510663 t (86-20) 82156961 f (86-20) 82075080 www.sgs.com.cn
中国·广州·经济技术开发区科学城科珠路198号 邮编: 510663 t (86-20) 82156961 f (86-20) 82075080 e: sgs.china@sgs.com

Member of the SGS Group (SGS SA)





TEST REPORT

No. : GZIN1502006276PS

Date : Feb 15, 2015

Page: 3 of 4

Test Conducted:

NFPA 701 Test Method 1-2010 Edition: Standard Methods of Fire Tests for Flame Propagation of Textiles and Films

General Information:

Materials / Color	PVC / Purple	Weight	669 g/m ²
Refurbishing or Weathering Conditions	NO (As per client's requirement)		
Conditioning	Dry at (105±3)°C, Duration: 30min Temperature: (20±5) °C, Relative Humidity: (50±5)%, Duration: 24 h		

Requirements:

1. Fragments or residues of specimens that fall to the floor of the test chamber shall not continue to burn for more than an average of 2 seconds per specimen for the sample of 10 specimen.
2. The average weight loss of the 10 specimen in a sample shall be 40 percent or less.
3. No individual specimen's percent mass loss shall deviate more than 3 standard deviations from the mean for the 10 specimens.



This document is issued by the Company subject to its General Conditions of Service printed overleaf, available on request or accessible at <http://www.sgs.com/en/terms-and-conditions.aspx> and, for electronic format documents, subject to Terms and Conditions for Electronic Documents at <http://www.sgs.com/en/terms-and-conditions/terms-e-document.aspx>. Attention is drawn to the limitation of liability, indemnification and jurisdiction issues defined therein. Any holder of this document is advised that information contained hereon reflects the Company's findings at the time of its intervention only and within the limits of Client's instructions, if any. The Company's sole responsibility is to its Client and this document does not exonerate parties to a transaction from exercising all their rights and obligations under the transaction documents. This document cannot be reproduced except in full, without prior written approval of the Company. Any unauthorized alteration, forgery or falsification of the content or appearance of this document is unlawful and offenders may be prosecuted to the fullest extent of the law. Unless otherwise stated the results shown in this test report refer only to the sample(s) tested and such sample(s) are retained for 30 days only.

Attention: To check the authenticity of testing / inspection report & certificate, please contact us at telephone: (86-755) 8397 1443, or email: CN.Doccheck@sgs.com

198 Kexu Road, Science Park Guangzhou Economic & Technology Development District, Guangzhou, China 510663 t (86-20) 82155661 f (86-20) 82075080 www.sgs.com.cn
中国·广州·经济技术开发区科学城科珠路198号 邮编: 510663 t (86-20) 82155661 f (86-20) 82075080 e sgs.china@sgs.com

Member of the SGS Group (SGS SA)





TEST REPORT

No. : GZIN1502006276PS

Date : Feb 15, 2015

Page: 4 of 4

Test Results:

Specimen	Original Mass (g)	Post Mass (g)	Residues (seconds)	Mass Loss (percent)
1	40.2	32.8	0.0	18.4
2	40.5	39.3	0.0	3.0
3	39.7	35.7	0.0	10.1
4	40.6	39.2	0.0	3.4
5	40.6	33.8	0.0	16.7
6	40.8	38.7	0.0	5.1
7	39.8	38.5	0.0	3.3
8	40.3	39.2	0.0	2.7
9	40.4	37.4	0.0	7.4
10	39.9	38.5	0.0	3.5
AVG			0.0	7.4
3*STDEV			---	17.6
AVG+3STDEV			---	25.0

Conclusion: PASS

Appendix Information:

The above test was carried out by SGS internal laboratory.

***** End of report*****



This document is issued by the Company subject to its General Conditions of Service printed overleaf, available on request or accessible at <http://www.sgs.com/en/Terms-and-Conditions.aspx> and, for electronic format documents, subject to Terms and Conditions for Electronic Documents at <http://www.sgs.com/en/Terms-and-Conditions/Terms-e-Document.aspx>. Attention is drawn to the limitation of liability, indemnification and jurisdiction issues defined therein. Any holder of this document is advised that information contained hereon reflects the Company's findings at the time of its intervention only and within the limits of Client's instructions, if any. The Company's sole responsibility is to its Client and this document does not exonerate parties to a transaction from exercising all their rights and obligations under the transaction documents. This document cannot be reproduced except in full, without prior written approval of the Company. Any unauthorized alteration, forgery or falsification of the content or appearance of this document is unlawful and offenders may be prosecuted to the fullest extent of the law. Unless otherwise stated the results shown in this test report refer only to the sample(s) tested and such sample(s) are retained for 30 days only.
Attention: To check the authenticity of testing / inspection report & certificate, please contact us at telephone: (86-755) 8307 1443, or email: CN.Docscheck@sgs.com

SGS-CTI Standards Technical Services Co., Ltd.
Guangzhou Chemicals & Polymers Laboratory

19th Kechu Road, Science Park Guangzhou Economic & Technology Development District, Guangzhou, China 510663 T (86-20) 82155661 F (86-20) 82075080 www.sgs.com.cn
中国·广州·经济技术开发区科学城科珠路198号 邮编: 510663 T (86-20) 82155661 F (86-20) 82075080 e sgs.china@sgs.com

Member of the SGS Group (SGS SA)



Manufacturer's Inspection

RIDE:

LOCATION:

ITEMS	COMMENTS
Unit inflates properly	
Seams are inspected	
Doors are inspected for proper fit	
Spouts are inspected	
Zippers inspected	
Unit is coded	
Instructions and labels included	
Sand bags and/or stakes included	
Hardware included	
Hardware inspected	
All tie downs are in place	
All anchor points are sound	
Unit has correct amount of inflation (no sagging or buckles in walls, floor and roof)	
Motion base and control console inspected	
Ride attachment inspected	
General	

SHIPPED TO

--

MANUFACTURER: Galaxy America**REF:** ASTM F 846-92

I, _____, hereby certify as follows:

_____ has been inspected and tested upon completion of assembly and
(RIDE NAME)prior to shipping to _____. _____ is in proper
(PURCHASER) (RIDE NAME)

and safe working order.

Signature: _____ Date: _____



Warranty

Galaxy Multi Rides warrants its mechanical rides to be free from defects in materials and workmanship for a period of five years from date of purchase.

Galaxy Multi Rides is proud to announce we are now offering a 5 year warranty* on all new systems as of August 1st 2014. We have so much confidence in the quality of our products, we are more than happy to offer a five-year warranty giving 100% piece of mind that your investment is covered for 5 years.

To qualify you have to return your system to us every twelve months for a **free** inspection service. At the same time you are entitled to a **free training refresher course**; maybe you have a new member of staff or you just want an update on the safety procedures?

We are here to serve: our aim is for everyone to be able to offer a high quality well maintained ride attraction with competent fully trained operators.

Ultimately it will result in lower insurance premiums and will set you apart from the competition.

Some customers are concerned about the cost of shipping it back. We have done some sample costing on the shipping:

- The worse case scenario is around \$700 return shipping from Seattle.
- This is only \$13.50 a week investment to give you piece of mind for a well maintained system over 5 years.

We are sure you will agree this is well worth it.

During the warranty period, if the mechanical ride is found by Galaxy America, in its sole judgment, to be defective, will be repaired or replaced, at the option of Galaxy America, without charge to the purchaser, except for the cost of freight and mailing.

Galaxy America disclaims liability for any incidental or consequential damages whatsoever.

The foregoing express warranty constitutes the sole and exclusive remedy of the purchaser and the limit of Galaxy America's liability.

This warranty is given in lieu of any and all other warranties, including, without limitation, the implied warranties of merchantability and fitness for particular purpose are specifically disclaimed.

*Terms & Conditions of Warranty

- The inflatable cushion is covered for two years.
- All warranties do not cover normal wear, tear, abuse or accidental damage.
- If the warranty is not validated by a completed Certificate of Training within one month of Purchase the warranty is voided.
- The following components are not included in the warranty as they are deemed as consumable items: graphics, and art work



Terms and Conditions of Sale

GALAXY AMERICA, INC. ("Company") hereby offers its products for sale to the buyer described on the front of this form ("Buyer") upon the terms contained herein ("Terms"). Buyer hereby expressly agrees that the Terms shall govern the contract of sale between Company and Buyer. If any terms differ between this document and any Buyer-drafted document, these Terms shall govern and control.

A. GENERAL CONTRACT TERMS & CONDITIONS

1. Company agrees to honor all price quotations for 30 days from the date of the quotation (subject to the availability of the goods as of the date the order is confirmed by the Company).
2. Order acceptance by Buyer constitutes an unqualified acceptance of Company's written quotation and its contents, conditions, and Terms.
3. Buyer's acceptance of the goods at delivery is conclusive evidence Buyer accepts the goods' condition.
4. Buyer shall maintain in force, and shall continue to maintain in force at all times while it owns or operates the goods being sold by Company, insurance with a carrier(s) with financial strength of at least A- VIII or better as defined by AM Best sufficient to cover any and all general and product liability claims which may be brought with respect to the goods.

B. CHANGES IN PRODUCT SPECIFICATIONS

Descriptions, illustrations, specifications, drawings, and particulars of weights and dimensions in quotes, proposals, catalogs, advertisements, or any other documents are approximate only. Company's goods include design and artistic work that is not capable of precise definition and Company's obligation to supply goods to Buyer is limited to supplying goods reasonably in compliance with any specifications provided. Company reserves the right to change its products at any time without notice, including changes in materials, dimensions, colors, and design.

C. COMPLAINTS AND WARRANTY

1. Any implied warranty of merchantability, implied warranty of fitness, and warranty of title is excluded from this Contract. There are no warranties which extend beyond the description on the face hereof. Company's liability with respect to any defect in goods or for any loss, injury, or damage attributable thereto shall be limited to one of the following as determined by the Company in its sole and absolute discretion: (a) repairing defective goods at the Company's facilities with Buyer being responsible for transporting the goods to and from the facilities and all costs of repair, or (b) supplying new goods in exchange for defective goods. In no circumstance shall Company be liable for consequential losses or damages.
No claim against Company shall be valid unless and until: (a) the claim is specifically detailed in writing to Company within the specific warranty period of the goods' delivery date, and (b) Company has examined the goods (in the case of returned goods), and (c) goods are installed and demonstrated at the time of installation by the Company or installed by Buyer as directed by the Company.
2. Buyer agrees that the goods have a limited life, the length of which is determined by the amount of use. Consequently, goods used extensively will not last as long as goods used occasionally. Buyer agrees that it has no claim for any loss or damage because of goods deteriorating through use. Play items fitted on an inflatable are subjected to abnormal wear and shall not be the subject of a warranty claim of any nature.
Any defect arising from misuse, abuse, or disregard of the Company's operation instructions automatically invalidates any and all warranties. Rubber heads, horns and ears, bull hide, grab ropes, jack plug and sockets for connections, carpet/vinyl base, foam podiums, fom sweeper arms, graphics and artwork are not covered by any warranty whatsoever.
3. All goods returned to Company for work under warranty or work undertaken at Buyer's request and at its cost, shall be returned in a clean and dry condition properly rolled and/or packed. Should the Company judge that the goods are not in fit condition as to cleanliness, Buyer shall bear all costs of putting such goods in fit condition by removing them for cleaning or providing labor to return the goods to fit condition. Whether repair work is done under warranty or upon Buyer's commission. Buyer is responsible for the cost of shipping goods to and from the Company.
4. The inflatable cushion is covered for two years. All warranties do not cover normal wear, tear, abuse or accidental damage. If the warranty is not validated by a completed Certificate of Training within one month

of Purchase the warranty is voided.

5. All goods should be returned to the Company for work under warranty or work undertaken at Buyer's request. Any "Do It Yourself" (DIY) repair performed by the Buyer or the Buyer's contractor or service provider voids our warranty and transfers liability for any damage during the repair or for any damage as a result of the repair to the Buyer and/or contractor and/or service provider performing the aforementioned repair.

D. PRICES

Unless otherwise agreed to in writing by Company and Buyer:

1. All prices quoted are for goods F.O.B. 7431 Sawyer Circle, Port Charlotte, FL 33981, and **exclude** all taxes and other charges, including but not limited to, import duties, landing, and warehousing charges;
2. A 50% **nonrefundable deposit** is due on the date of Buyer's order; and
3. The balance is due in cleared funds prior to the delivery date.
4. Company reserves the right to change the price in the event of fluctuations in the cost of labor, materials, currency exchange rates, or import duty occurring during the manufacturing process.

E. FINANCING

1. In the event the goods are financed, the goods remain the property of the Finance Company until the Finance Company is paid in full. Buyer is expressly prohibited from selling, parting with possession, leasing, or in any other way disposing of the goods. A Buyer financing the purchase of Company's goods agrees to keep the goods in good condition, in full working order, and fully insured with Company as a named insured during the financing term. If Buyer (a) fails to pay Company any sums due in accordance with the financing terms, (b) breaches any of these Terms, or (c) files for bankruptcy protection, Company shall be entitled to immediately repossess the goods.
2. Notwithstanding anything herein, Company is not obligated to retake possession of the goods. If Company does not repossess the goods, Buyer is responsible for the full price of the goods should the goods be damaged or destroyed or become unusable due to changes in the law, imposition of taxes, or any other reason.

F. DELIVERY

1. **Shipping dates are an indication of endeavour to comply, but not guaranteed and are not the essence of any contract. All goods are shipped on an ex works basis; the goods must be paid in full with cleared funds prior to dispatch. The customer is responsible for the cost of shipping.**
2. **Delivery is made as of the date the Company designates in its notice to Buyer that the goods are available to Buyer at Company's facilities at 7431 Sawyer Circle, Port Charlotte, Florida, 33981.**
3. **Risk of loss is Buyer's on the delivery date described above notwithstanding Buyer's failure to take possession of the goods. Company shall not be liable for consequential loss or any other loss or damages, whatsoever.**
4. **Buyer expressly agrees that it is solely responsible all costs and arrangements for picking up, loading, shipping, and insuring the goods from Company's facilities on the delivery date.**

G. EXPORT/IMPORT

1. This sales contract is subject to Company's ability to obtain any necessary export permissions.
2. **Buyer solely responsible for obtaining all necessary import permissions.**

H. COPYRIGHT AND TRADEMARK

1. All Company prepared proposals, drawings, designs, brochures, and other materials remain the Company's property and shall not be reproduced in any manner without Company's prior written permission.
2. If Buyer provides Company with any specifications or descriptions for use in manufacturing goods, Buyer shall indemnify Company against any claims that the use of such specifications or descriptions is improper or infringes upon the intellectual property rights of another.
3. Company reserves the right to display Company's trademark on all goods. Buyer will not remove or deface Company's trademarks, and Buyer will prevent the removal or defacement of Company's trademarks.

I. GOVERNING LAW AND NOTICE

The contract between Company and Buyer shall be governed by the laws of the State of Florida. The Company's Terms and Conditions supersede all others and are final. All notices to Company or Buyer shall be by overnight delivery to the addresses listed for the company.

