



TOXIC DROP OPERATION MANUAL

Galaxy Multi Rides



Unit 713 B, Street 3, Thorp Arch Estate, Wetherby, LS23 7FY



0 1423 541 867



0 845 625 0630



sales@galaxymultirides.com



www.galaxymultirides.com



Galaxy Multi Rides



GalaxyBulls



GalaxyBulls



GalaxyMultiRides

IAAPA



MEMBER



Amusement Device
Inspection Procedures Scheme



Welcome and thank you for purchasing Galaxy's Toxic Drop.

Please take some time and read through the contents of this manual
BEFORE you use your machine.

All operators who will use the Galaxy's Toxic Drop **MUST read** this manual
to ensure a **safe operation** for your customers.

TABLE OF CONTENTS

1. Welcome	3
2. What's in the Box & Electrical Information	4
3. Electrical Information	4
4. Setting Up Your Toxic Drop	5
5. Set Up Diagram	8
6. Operating Your Toxic Drop	9
7. How to Play Toxic Drop	11
8. Rules of Play	12
9. Serial Number Location	13
10. Trouble Shooting	14
11. Maintenance & Safety Check Routine	15
12. Safety Questionnaire	16
13. Release of Liability and Assumptions of Risk	17
14. Incident Report	18
15. FR Test Certificates	19
16. Manufacturer's Inspection	23
17. Warranty	24
18. Terms and Conditions of Sale	25



Welcome!

All equipment manufactured by Galaxy Multi Rides is designed with a high regard for safety as well as operational ease.

The information contained within this manual will assist you and your operators in producing safe and enjoyable entertainment for your clients.

This instruction manual has been supplied for the purpose of assisting you in the proper and safe operation of your new Galaxy Multi Rides game. You can also find this manual online in our website. Look for "Safety and Training" under the "Resource" tab in www.galaxymultirides.com. You can also view our safety video ("How To" playlist) on our YouTube channel (www.youtube.com/galaxybulls).

This manual will also guide you through the proper set up procedures, ensuring the safest and most enjoyable experience for your clientele, and maintenance recommendations that will facilitate top performance and a long life for your game. Your inflatable attraction is constructed by following the procedures and using quality materials, all in compliance with the ASTM standards.

Galaxy Multi Rides takes great pride in delivering to you inflatable games manufactured, inspected and tested with a focus on the highest safety standards and top quality workmanship. Additionally, many other inspections and tests are performed to ensure your new game meets the first class standards of Galaxy Multi Rides.

Safety is everybody's major concern. At Galaxy we go to great lengths to ensure that our products are the safest on the market. Following, and in our website (look for "Safety and Training" under the "Resource" tab in www.galaxymultirides.com), there's a training Safety Questionnaire. **PLEASE, read this manual thoroughly and complete the questionnaire for every member of staff who's going to operate the ride.** All the answers to the questions are in this manual.

Once you've completed it, fax it to **941 697 1249** or email it to **customerservice@galaxymultirides.com**. If you do the test online, you don't need to fax it or email it: just click "Submit". We will check the questionnaire and if all the questions are answered correctly, we will issue a certificate of competence which can be given to your insurance company.

By having a quality safe machine and competent operators, this can only be a good thing, which will result in more cost effective insurance for everyone.

If you experience any difficulty in any of the procedures set forth in this manual, please call 941 697 0324.



Robin Whincup
President of Galaxy Multi Rides



What's in the Box



2 x Inflatables

4 x Electric Fans

Anchor Stakes

Electrical Information

BLOWERS

Powered by three 1.5hp and one 2hp blowers. Operates from 230 volts single phase electricity 50hz. drawing 5.8 - 6.5 amps. Maximum air volume: 1080 - 1480cfm. Maximum static pressure: 7.8 - 8.6 inch.



Setting Up Your Toxic Drop

1.



Place the inflatable labelled as #1 on a clean, dry & flat surface and unroll (colors may vary from those pictured). Repeat step 1 with the second inflatable. Ensure that the two games are in line.

2.



Make sure the velcro deflation flaps are closed (colors may vary from the ones pictured).

3.



Each inflatable has these connections (colors may vary from those pictured). These allow airflow between the two sections.

4.



Connect the inflatables together as pictured.



Setting Up Your Toxic Drop

5.



Using the bungee cords provided, lace the two inflatable sections together. Secure the bungee cord at the end with a knot.



Secure the two sections together by closing the Velcro flaps as pictured. **WARNING: It is vital that the two joins are connected and sealed. If this is not done correctly, there is a risk of injury to the participants.**

6.



Pull the blow tube over the blower and secure it with the belt attached. Inflation should be the last stage to be done (color may vary from those pictured). Repeat procedure on the second inflatable.



Setting Up Your Toxic Drop

7.



Inflate the game.


8.



There are 21 ground anchors and 12 upper tethers.

Outdoor Use: Stakes, if used, are to be a minimum of 18" in length and 5/8" diameter and driven completely into firm ground, such as grassed areas, or directly into asphalt. 24" stakes may be used with the stake buried a minimum of 75% (i.e. 18"). Loose soil is unacceptable. Ballast bags a minimum of 56 lbs. each are acceptable anchors for up to 15 mph winds. When securing the anchor points it is advisable to allow 2" of "slack" to allow the natural movement of the inflatable.

9.



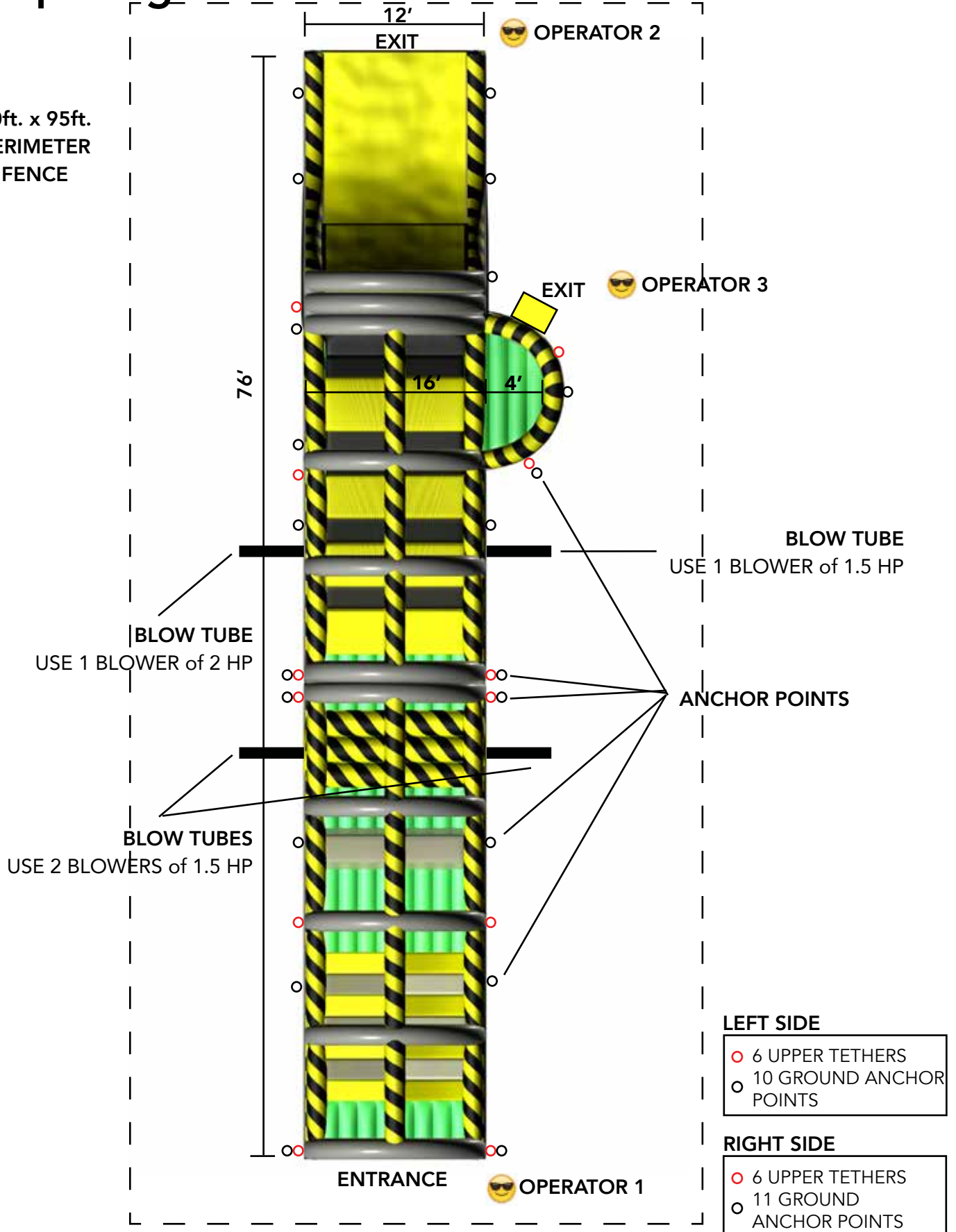
Once inflated, lace the two sections together along the sidewalls with the bungee cord provided. Secure the bungee cord with a knot at the end.

WARNING
DO NOT USE THE TOXIC DROP IN WIND THAT EXCEEDS 15 MPH.



Set Up Diagram

20ft. x 95ft.
PERIMETER
FENCE



Operating Your Toxic Drop

1. TOXIC DROP

The Toxic Drop is a multi player game, start with one player, when the first player has reached the BLOCKS you can allow the next player to commence.

2. NUMBER OF PARTICIPANTS

Toxic Drop is a multi player games. **HOWEVER there should be no more than 2 participants on the inflatable at any one time. Each player MUST be set off INDIVIDUALLY.** If any player seems to be in distress, STOP any further participants from entering and assist the distressed rider.

3. PARTICIPANT PREPARATION

Ensure that all participants remove footwear, eyewear, cell phones, neck wear, and any sharp items on their person.

All participants must read the rules of play and sign the waiver. If any players are in any doubt, they must NOT PARTICIPATE.

4. OPERATING THE RIDE

Toxic Drop is a multi player obstacle course. Each participant must be set off individually.

The players must navigate their way through the game and exit either via the slide, or the via the "Drop" doorway exit.

DO NOT ALLOW any other participants entry to the inflatable before the existing participants have vacated the inflatable cushion. Repeat the procedure.

In the event of an emergency:

In the event of loss of power to the inflatable -thus causing the inflatable to deflate-:

Instruct the players to evacuate the ride safely offering assistance if it is safe to do so.

Once the players have evacuated the ride, unplug the blower from the mains power outlet.

- **In the event of an emergency:**

- **Instruct the players to evacuate the ride safely offering assistance if it is safe to do so. Once the players have evacuated the ride, unplug the blowers from the mains**

power outlet.

- **In the event of loss of power to the inflatable -thus causing the inflatable to deflate-:**

- **Instruct the players to evacuate the ride safely offering assistance if it is safe to do so. Once the players have evacuated the ride, unplug the blower from the mains power outlet.**

5. RULES OF PLAY

- Do not allow players to slide down the slide head first.
- No more than two players on the game at any one time.
- No bouncing.
- No climbing or hanging from the walls.
- Do not allow a player to re-enter the game once they have exited the game.
- Do not allow players to run the opposite way down the course.
- No jumping on other players.
- Do not use the Toxic Drop if it is not inflated fully.
- The Toxic Drop should be supervised at all times by two attendants
- Admit users to the inflatable in a controlled and safe manner.
- The minimum user height is 48".
- The maximum user weight is 200lbs.
- Keep the entrance free from obstruction.
- No rough play or somersaults.
- The operator and/or attendants should watch the activity on the inflatable constantly.
- The operator and/or attendants should use a whistle or other signal to attract the attention of the users.
- The operator and/or the attendants must separate larger, more boisterous users from smaller ones.

6. SPECTATORS

Do not allow spectators to sit/lean on or around the inflatable. We would recommend wherever possible to have an additional external barrier



Operating Your Toxic Drop

(see diagram example in the previous page).

7. HEIGHT & WEIGHT OF THE PLAYERS

We recommend a minimum user height of 48 inches and a maximum weight of the participant of 200lbs.

8. GENERATORS

PLEASE NOTE: THE USE OF PORTABLE GENERATORS TO POWER THE MACHINE CAN DAMAGE THE BLOWERS.

If you must use a portable generator, invest in a branded generator such as Honda, Kawasaki or Briggs & Stratton. You will need a 3KVA diesel powered generator, as these give the best power and performance. Use an in line power surge protector between the generator and the control console.

9. STANDARD DISCLAIMER

If the operator is in any doubt of the players' ability to participate safely, then the player should not be allowed to participate. **THE OPERATORS' DECISION IS ALWAYS FINAL.**

10. WHO SHOULD NOT PLAY

People should not use this ride if the player:

- Is Pregnant.
- Is under the influence of alcohol or drugs.
- Suffers from any of the following: Epilepsy, Muscular Complaints, Neck or Spinal (back) problems, or any other Physical Ailment that will inhibit the participant to ride safely.

11. DYNAMIC INFORMATION

The recommended minimum **operating space** required is: 20' x 95' x 17' headroom

- **Weights of individual components:**

- Inflatable: one of 390 lbs. + one of 570 lbs.
- Electric blower: 4 x 30lbs.

- **Power requirements:**

- The three 1.5hp and one 2hp. inflation blower for the inflatable operates from 230 volts single phase electricity 50hz. drawing 5.8 - 6.5

amps. Maximum air volume: 1080 - 1480cfm.

- Maximum static pressure: 7.8 - 8.6 inch.

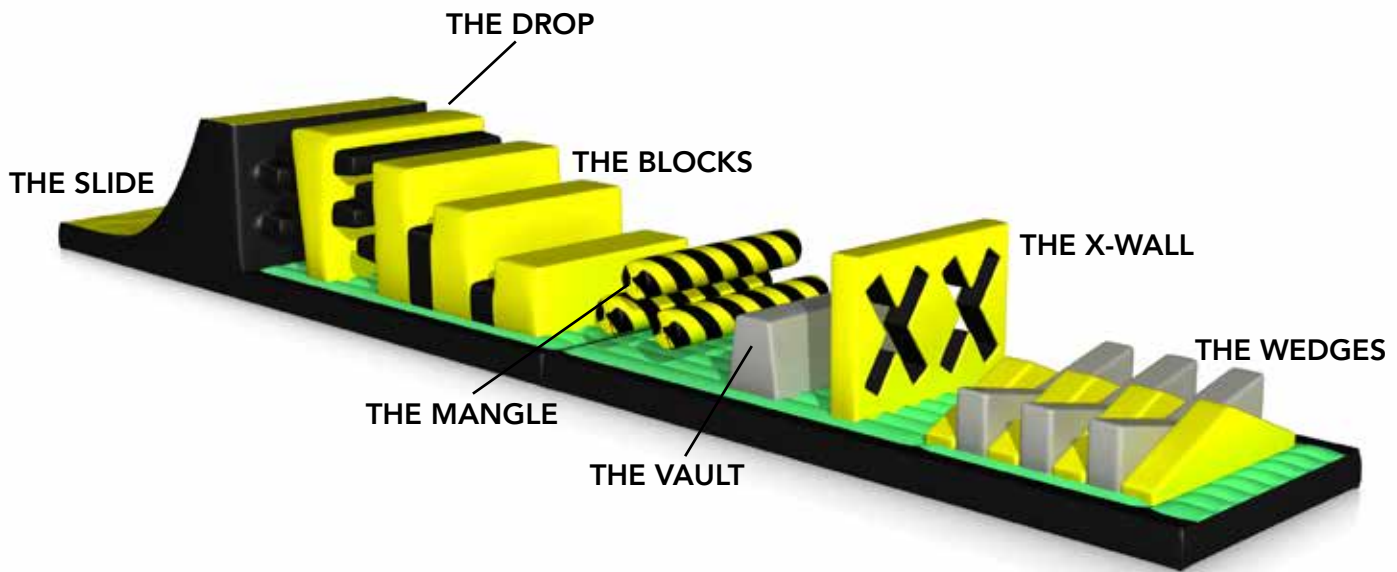
- **DO NOT operate when it is raining or snowing as there is a risk of electrocution.** In the event of a sudden rain/snow storm:

- Evacuate the ride.
- Turn off the blower and disconnect the mains power cords from the electrical supply.
- Ensure that a tarpaulin or similar water proof cover is placed securely over the inflatable to prevent water damage. Once it has stopped raining/snowing, uncover the inflatable and check that there is no water leakage to these parts; ensure that any standing water is removed and/or relocate the ride to a dry location. **AT NO TIME should you use any electrical device when wet.**

- DO NOT operate in winds of more than 15mph.



How to Play Toxic Drop



THE WEDGES

Run through the grey and yellow wedges like stepping stones.

THE X-WALL

Squeeze through The X-Wall.

THE VAULT

Leap over The Vault.

THE MANGLE

Squeeze through The Mangle.

THE BLOCKS

Climb up The Blocks.

THE DROP

The Drop section is a wedge shape, that will sway back and forth slightly when you stand on it. There is a 36" gap that you must jump across to get to the slide platform. Don't worry if you don't make the jump, there are four interlocking safety pillows that stop you falling to the floor. You will have to wriggle through these to get to the bottom so you can safely exit to the right side of the game.

THE SLIDE

Slide down The Slide, feet first, on your bottom only.

DO NOT SLIDE DOWN THE SLIDE HEAD FIRST.



RULES OF PLAY

DO

- Have a maximum of 1 player set off at a time.
- Slide feet first with arms crossed across the chest.
- **HAVE FUN!**

NO SHOES

NO SHARP OBJECTS

NO GLASSES

NO FLIPS

**NO FIGHTING OR
ROUGH HOUSING**

NO CHEWING GUM

NO FOOD

NO DRINK

**NO CLIMBING ON
WALLS OR BOUNCING**

NO HATS

WHO SHOULD NOT PLAY. People should not use this ride if the player:

- Is shorter than 48 inches | 1.22 meters and/or heavier than 200lbs. | 91kgs.
- Is Pregnant.
- Is under the influence of alcohol or drugs.
- Suffers from any of the following: Epilepsy, Muscular Complaints, Neck or Spinal (back) problems, or any other Physical Ailment that will inhibit the participant to ride safely.



Serial Number Location

There are 2 ID labels in your equipment, one on each inflatable, which include information such as:

- Manufacturer Details
- Serial Number
- Power Requirements
- Name of Equipment
- Name of Customer
- Date of Manufacture
- Initial Test and Date
- Yearly Tests
- Certifications

These ID labels can be found in these 2 locations:



On the side of both Toxic Drop sections.



Trouble Shooting

Your Meltdown has been meticulously engineered and thoroughly tested before delivery. If, however, you unexpectedly experience difficulties, please check out the guide below. **We DO NOT warranty any parts that are damaged from using a generator.** If you have any questions or need help please contact us on: 941 697 0324 or sales@galaxymultirides.com.

POWER REQUIREMENTS

REGION	POWER REQUIREMENTS
Europe/Asia/South America/ Australasia	230 volts mains power single phase 4 amps at 50hz.
North America	110 volts mains power single phase 5.5 amps at 60hz.
Japan	90 -110 volts mains power single phase 5.5 amps at 60hz.

ELECTRICITY

WHAT IS THE POWER SOURCE	We recommend to work on mains power. THE USE OF PORTABLE GENERATORS TO POWER THE MACHINE CAN DAMAGE THE ELECTRONICS. But, if you must use a portable generator, invest in a branded generator such as Honda, Kawasaki or Briggs & Stratton. You will need a 3KVA diesel powered generator, as these give the best power and performance. Use an in line power surge protector between the generator and the control console.
HOW MANY AMPS ARE NEEDED	A Toxic Drop requires 5.5 amps.
WHAT IS THE OUTPUT POWER FROM THE POWER SOURCE	A Toxic Drop requires 220-230 volts.
LENGTH OF THE EXTENSION CORD AND GAUGE OF THE POWER CORD	Longer thinner power cords will always lose voltage.



Maintenance

NO.	MAINTENANCE
1.	Inspect the unit for damages.
2.	Using Simple green, spray and wipe with a terry towel to clean any dirt from inside the jumping area of the unit.
3.	Spray Odoban inside the inflatable around the seam line and surfaces to disinfect the unit and wipe off rapidly. Never soak the inflatable as mildew may form and therefore voiding the warranty.
4.	Do not pack up your inflatable when wet! Moisture can cause mildew and that can cause the vinyl fabric to breakdown, and voiding warranty.

There are many different cleaning products and some can be harmful to your unit or more importantly can be harmful to the occupants of the inflatable. Make sure that any cleaner you use is free of bleach or chlorine, which will weaken the threads, Methyl Ethyl Ketone (MEK) will break down the vinyl and weaken its integrity.

Do not use any cleaner, which states its use, is not

intended for soft or pliable vinyl. Avoid any cleaner with caustic agents in them, like degreaser. Each unit should be completely dry inside and out before you place inflatable in storage. Webbing, straps, threads and netting all tend to stay wet or damp and do not dry as fast as the vinyl itself. The damp/wet material can bleed and discolor the vinyl, cause mold, or mildew, or start to rot and decay.

Safety Check Routine

Before you allow participants to enter the Toxic Drop double check the following:

ITEMS	M	T	W	T	F	S	S
The two sections are connected securely.							
All deflation vents are sealed and securely closed.							
The blowers are securely connected to the blow tubes.							
All anchor points and tethers are secured with anchor stakes or ballast bags.							



Safety Questionnaire

Question 1

How many anchor points are on the Toxic Drop?

1. 33
2. 31
3. 23

Question 2

How many blowers are used to inflate the Toxic Drop?

1. 4
2. 2
3. 1

Question 3

What is the minimum user height?

1. 48"
2. 36"
3. 60"

Question 4

Can the Toxic Drop be used in the rain?

1. Yes
2. No

Question 5

What is the maximum number of players that can be on the inflatable at any one time?

1. 2
2. 4
3. 6

Question 6

What is the maximum wind speed that the Toxic drop should be used in?

1. 50mph.
2. 20mph.
3. 10mph.

Question 7

Can a player re-enter the game once they have exited?

1. Yes
2. No

Question 8

Can the Toxic Drop be set up on a steep hill?

1. Yes
2. No

Question 9

How are the two sections joined together?

1. By zippers
2. Pushed together
3. With bungee cord and Velcro

Question 10

How many operators are required to run the Toxic Drop?

1. 1
2. 2
3. 3



Release of Liability and Assumption of Risk

In consideration of the services of _____, its employees and agents (collectively, "_____"), I agree to release, hold harmless and indemnify _____, on behalf of myself and my family members, partners, heirs and assigns as follows:

1. I acknowledge that riding a _____ (name of the ride) entails risks that could result in physical or emotional injury, paralysis, death, injury or damage to me, to property, or to third parties. I understand that the risks cannot be eliminated without jeopardizing the essential qualities of the activity. The risks could result in musculoskeletal injuries, including head, neck, and back injuries.
2. I accept and assume all the risks of participating in this activity. My participation in this activity is purely voluntary, and I elect to participate in spite of the risks.
3. **I release and agree to indemnify and hold harmless _____ from any claims** that are in any way connected with my participation in this activity or my use of _____ equipment or facilities, **including claims that _____ was negligent.** However, I do not release any claims related to intentional or reckless acts by _____.
4. I have adequate insurance to cover any injury or damage I may cause or suffer while participating or I agree to bear the costs of any injury or damage.
5. I agree that, if I bring a lawsuit against _____, I will do so solely in the State of _____ and the substantive law of the State of _____ will apply in that lawsuit without regard to the conflict of law rules. I agree that if any portion of this agreement is found to be void or unenforceable, the remaining portions shall remain in full force and effect.

By signing this document, I acknowledge that if that anyone is hurt or property is damaged during my participation in this activity, I may be found by a court of law to have waived my right to maintain a lawsuit against _____ on the basis of any claim from which I have released them. I have had sufficient opportunity to read this agreement. I have read and understood it, and agree to be bound by its terms.

Signature of Participant: _____

Print Name of Participant: _____ Date: _____

PARENT'S OR GUARDIAN'S ADDITIONAL INDEMNIFICATION (Must be completed for participants under the age of 18)

In consideration of _____ ("Minor") being permitted by _____ to participate in its activities and to use its equipment and facilities, I further agree to indemnify and hold harmless _____ from all claims which are brought by or on behalf of Minor and which are in any way connected with Minor's use or participation. I have full authority to sign this agreement on behalf of Minor.

Signature of Parent or Guardian: _____

Print Name of Parent or Guardian: _____ Date: _____



Incident Report

OWNER'S NAME:

TRADE NAME:

ADDRESS:

PHONE NUMBER:

TODAY'S DATE:

LOCATION OF THE INCIDENT:

DATE AND TIME OF THE INCIDENT:

NAME OF PERSON FILLING THE FORM:

TITLE OF PERSON FILLING THE FORM:

INFORMATION OF THE PERSON INJURED AND INCIDENT	
FULL NAME	
AGE	
ADDRESS	
INCIDENT SEVERITY	
DESCRIBE THE NATURE OF INJURY	
WEATHER CONDITIONS	
DESCRIPTION OF INCIDENT	
NAME OF OPERATOR	
WITNESSES (include names, addresses, and relation to the owner or injured)	

DISCLAIMER: This checklist is intended as a suggested guideline. It is recommended that an incident report include but should not be limited to the items listed on this form.



FR Test Certificates



TEST REPORT

No. : GZIN1502006276PS

Date : Feb 15, 2015

Page: 1 of 4

CUSTOMER NAME: GUANGZHOU PLATO PLASTIC CO., LTD
ADDRESS: DAYUAN VILLAGE HENGLI TOWN NANSHA DISTRICT GUANGZHOU
CITY GUANGDONG CHINA

The following sample(s) was/ were submitted and identified on behalf of the client as:

Sample Name : PVC TARPAULIN
SGS Ref. No. : SDHG1502002308FB
Manufacturer : PLATO PLASTIC CO.,LTD
Date of Receipt : Feb 11, 2015
Testing Start Date : Feb 11, 2015
Testing End Date : Feb 15, 2015
Test result(s) : For further details, please refer to the following page(s)

Signed for
SGS-CSTC Standards Technical
Services Co., Ltd. GZ Branch Testing
Center

Eleain Fan
Authorized signatory



This document is issued by the Company subject to its General Conditions of Service printed overleaf, available on request or accessible at <http://www.sgs.com/en/Terms-and-Conditions.aspx> and, for electronic format documents, subject to Terms and Conditions for Electronic Documents at <http://www.sgs.com/en/Terms-and-Conditional-Terms-e-Document.aspx>. Attention is drawn to the limitation of liability, indemnification and jurisdiction issues defined therein. Any holder of this document is advised that information contained hereon reflects the Company's findings at the time of its intervention only and within the limits of Client's instructions, if any. The Company's sole responsibility is to its Client and this document does not exonerate parties to a transaction from exercising all their rights and obligations under the transaction documents. This document cannot be reproduced except in full, without prior written approval of the Company. Any unauthorized alteration, forgery or falsification of the content or appearance of this document is unlawful and offenders may be prosecuted to the fullest extent of the law. Unless otherwise stated the results shown in this test report refer only to the sample(s) tested and such sample(s) are retained for 30 days only.

Attention: To check the authenticity of testing/inspection report & certificate, please contact us at telephone: (86-755) 8307 3443, or email: CN_Doccheck@sgs.com
188 Keds Road, Saitoh Park Guangzhou Economic & Technological Development District, Guangzhou, China 510663 t (86-20) 82155861 f (86-20) 82075080 www.sgs.com.cn
中国·广州·经济技术开发区科学城科德路188号 邮编: 510663 t (86-20) 82155861 f (86-20) 82075080 e sgs.china@sgs.com

Member of the SGS Group (SGS SA)





TEST REPORT

No. : GZIN1502006276PS

Date : Feb 15, 2015


Page: 2 of 4

Summary of Results:

No.	Test Item	Test Method	Result	Conclusion
1	Flame Test	NFPA 701 Test Method 1-2010	See Result	Pass

Note: Pass : Meet the requirements;
Fail : Does not meet the requirements;
/ : Not Apply to the judgment.

Original Sample Photo:



Sample



This document is issued by the Company subject to its General Conditions of Service printed overleaf, available on request or accessible at <http://www.sgs.com/en/terms-and-conditions.aspx> and, for electronic format documents, subject to Terms and Conditions for Electronic Documents at <http://www.sgs.com/en/terms-and-conditions/terms-e-document.aspx>. Attention is drawn to the limitation of liability, indemnification and jurisdiction issues defined therein. Any holder of this document is advised that information contained hereon reflects the Company's findings at the time of its intervention only and within the limits of Client's instructions, if any. The Company's sole responsibility is to its Client and this document does not exonerate parties to a transaction from exercising all their rights and obligations under the transaction documents. This document cannot be reproduced except in full, without prior written approval of the Company. Any unauthorized alteration, forgery or falsification of the content or appearance of this document is unlawful and offenders may be prosecuted to the fullest extent of the law. Unless otherwise stated the results shown in this test report refer only to the sample(s) tested and such sample(s) are retained for 30 days only.
Attention: To check the authenticity of testing inspection report & certificate, please contact us at telephone: (86-755) 83071443, or email: CH.Descheer@sgs.com

SGS (Shanghai) Technical Service Co., Ltd.
中国·广州·经济技术开发区科学城科珠路106号 邮编: 510663 | (86-20) 82150661 | (86-20) 82075080 | www.sgs.com.cn

Member of the SGS Group (SGS SA)





TEST REPORT

No. : GZIN1502006276PS

Date : Feb 15, 2015

Page: 3 of 4

Test Conducted:

NFPA 701 Test Method 1-2010 Edition: Standard Methods of Fire Tests for Flame Propagation of Textiles and Films

General Information:

Materials / Color	PVC / Purple	Weight	669 g/m ²
Refurbishing or Weathering Conditions	NO (As per client's requirement)		
Conditioning	Dry at (105±3)°C, Duration: 30min Temperature: (20±5) °C, Relative Humidity: (50±5)%, Duration: 24 h		

Requirements:

1. Fragments or residues of specimens that fall to the floor of the test chamber shall not continue to burn for more than an average of 2 seconds per specimen for the sample of 10 specimen.
2. The average weight loss of the 10 specimen in a sample shall be 40 percent or less.
3. No individual specimen's percent mass loss shall deviate more than 3 standard deviations from the mean for the 10 specimens.



This document is issued by the Company subject to its General Conditions of Service printed overleaf, available on request or accessible at <http://www.sgs.com/en/terms-and-conditions.aspx> and, for electronic formal documents, subject to Terms and Conditions for Electronic Documents at <http://www.sgs.com/en/terms-and-conditions/terms-e-document.aspx>. Attention is drawn to the limitation of liability, indemnification and jurisdiction issues defined therein. Any holder of this document is advised that information contained hereon reflects the Company's findings at the time of its intervention only and within the limits of Client's instructions, if any. The Company's sole responsibility is to its Client and this document does not exonerate parties to a transaction from exercising all their rights and obligations under the transaction documents. This document cannot be reproduced except in full, without prior written approval of the Company. Any unauthorized alteration, forgery or falsification of the content or appearance of this document is unlawful and offenders may be prosecuted to the fullest extent of the law. Unless otherwise stated the results shown in this test report refer only to the sample(s) tested and such sample(s) are retained for 30 days only.
Attention: To check the authenticity of testing /inspection report & certificate, please contact us at telephone: (86-755) 8307 1443, or email: CN.Doccheck@sgs.com

ShenKuang Road, Science Park Guangzhou Economic & Technology Development District, Guangzhou, China 510663 t (86-20) 82155661 f (86-20) 82075080 www.sgs.com.cn
中国·广州·经济技术开发区科学城科珠路198号 邮编: 510663 t (86-20) 82155661 f (86-20) 82075080 e sgs.china@sgs.com

Member of the SGS Group (SGS SA)





TEST REPORT

No. : GZIN1502006276PS

Date : Feb 15, 2015

Page: 4 of 4

Test Results:

Specimen	Original Mass (g)	Post Mass (g)	Residues (seconds)	Mass Loss (percent)
1	40.2	32.8	0.0	18.4
2	40.5	39.3	0.0	3.0
3	39.7	35.7	0.0	10.1
4	40.6	39.2	0.0	3.4
5	40.6	33.8	0.0	16.7
6	40.8	38.7	0.0	5.1
7	39.8	38.5	0.0	3.3
8	40.3	39.2	0.0	2.7
9	40.4	37.4	0.0	7.4
10	39.9	38.5	0.0	3.5
AVG			0.0	7.4
3*STDEV			---	17.6
AVG+3STDEV			---	25.0

Conclusion: PASS

Appendix Information:

The above test was carried out by SGS internal laboratory.

***** End of report*****



This document is issued by the Company subject to its General Conditions of Service printed overleaf, available on request or accessible at <http://www.sgs.com/en/Terms-and-Conditions.aspx> and, for electronic format documents, subject to Terms and Conditions for Electronic Documents at <http://www.sgs.com/en/Terms-and-Conditions/Terms-e-Document.aspx>. Attention is drawn to the limitation of liability, indemnification and jurisdiction issues defined therein. Any holder of this document is advised that information contained hereon reflects the Company's findings at the time of its intervention only and within the limits of Client's instructions, if any. The Company's sole responsibility is to its Client and this document does not exonerate parties to a transaction from exercising all their rights and obligations under the transaction documents. This document cannot be reproduced except in full, without prior written approval of the Company. Any unauthorized alteration, forgery or falsification of the content or appearance of this document is unlawful and offenders may be prosecuted to the fullest extent of the law. Unless otherwise stated the results shown in this test report refer only to the sample(s) tested and such sample(s) are retained for 30 days only.

Attention: To check the authenticity of testing / inspection report & certificate, please contact us at telephone: (86-755) 8307 1443, or email: CN.Checkcheck@sgs.com

198 Kechu Road, Science Park Guangzhou Economic & Technology Development District, Guangzhou, China 510663 | (86-20) 82155661 | (86-20) 82075080 | www.sgs.com
中国·广州·经济技术开发区科学城珠晖路198号 邮编: 510663 | (86-20) 82155661 | (86-20) 82075080 | sgs.china@sgs.com

Member of the SGS Group (SGS SA)



Manufacturer's Inspection

RIDE:

LOCATION:

ITEMS	COMMENTS
Unit inflates properly	
Seams are inspected	
Doors are inspected for proper fit	
Spouts are inspected	
Zippers inspected	
Unit is coded	
Instructions and labels included	
Sand bags and/or stakes included	
Hadware included	
Hardware inspected	
All tie downs are in place	
All anchor points are sound	
Unit has correct amount of inflation (no sagging or buckles in walls, floor and roof)	
Motion base and control console inspected	
Ride attachment inspected	
General	

SHIPPED TO

MANUFACTURER: Galaxy America	REF: ASTM F 846-92
-------------------------------------	---------------------------

I, _____, hereby certify as follows:
 _____ has been inspected and tested upon completion of assembly and
(RIDE NAME)
 prior to shipping to _____ . _____ is in proper
(PURCHASER) (RIDE NAME)
 and safe working order.

Signature: _____ Date: _____



Warranty

Galaxy Multi Rides warrants its mechanical rides to be free from defects in materials and workmanship for a period of five years from date of purchase.

Galaxy Multi Rides is proud to announce we are now offering a 5 year warranty* on all new systems as of August 1st 2014. We have so much confidence in the quality of our products, we are more than happy to offer a five-year warranty giving 100% piece of mind that your investment is covered for 5 years.

To qualify you have to return your system to us every twelve months for a **free** inspection service. At the same time you are entitled to a **free training refresher course**; maybe you have a new member of staff or you just want an update on the safety procedures?

We are here to serve: our aim is for everyone to be able to offer a high quality well maintained ride attraction with competent fully trained operators.

Ultimately it will result in lower insurance premiums and will set you apart from the competition.

Some customers are concerned about the cost of shipping it back. We have done some sample costing on the shipping:

- The worse case scenario is around \$700 return shipping from Seattle.
- This is only \$13.50 a week investment to give you piece of mind for a well maintained system over 5 years.

We are sure you will agree this is well worth it.

During the warranty period, if the mechanical ride is found by Galaxy America, in its sole judgment, to be defective, will be repaired or replaced, at the option of Galaxy America, without charge to the purchaser, except for the cost of freight and mailing.

Galaxy America disclaims liability for any incidental or consequential damages whatsoever.

The foregoing express warranty constitutes the sole and exclusive remedy of the purchaser and the limit of Galaxy America's liability.

This warranty is given in lieu of any and all other warranties, including, without limitation, the implied warranties of merchantability and fitness for particular purpose are specifically disclaimed.

*Terms & Conditions of Warranty

- The mechanical motion base and electrical control console are covered for parts against component failure, for five years.
- The motion base and control console must be sent to our factory in Port Charlotte, Florida (US) every twelve months for a standard inspection service, which is free.
- If we find any component that needs repair or replacing we will do it, or if it is not a warranty issue we will advise the customer first.
- If the motion base and console are not serviced by us every twelve months the warranty is voided.
- The inflatable cushion and ride attachment are covered for two years.
- All warranties do not cover normal wear, tear, abuse or accidental damage.
- If the warranty is not validated by a completed Certificate of Training within one month of Purchase the warranty is voided.
- The following components are not included in the warranty as they are deemed as consumable items: graphics, and art work.



Terms and Conditions of Sale

Big Sky Leisure Limited ("Company") hereby offers its products for sale to Customers, upon the following terms and conditions. The Company may revise these conditions of sale at any time. Customers hereby expressly agree that the terms and conditions contained herein shall govern the contract of sale between Company and Customer. In the event of a difference in terms between this document and any Customer-drafted ordered document, the terms and conditions herein shall nevertheless still govern and control the terms of sale.

A. GENERAL CONTRACT TERMS & CONDITIONS

1. Company agrees to honour all price quotations for 30 days (subject to the availability of the goods at the date of acceptance of order or Confirmation by Company).
2. Order acceptance by the Customer must be by way of an unqualified acceptance of our written quotations and its contents, terms and conditions.
3. Descriptions, illustrations, specifications, drawings and particulars of weights and dimensions contained in our catalogues, advertisements and other literature are approximate only.
4. Any amendment of these conditions of sales shall not be valid, unless and until expressly agreed by the Company, in writing.
5. No binding contract of sale shall exist unless and until the Company's written confirmation of the Customers' order is sent by the Company and then received back signed by the Customer.
6. Customers acceptance of delivery of the goods shall be deemed conclusive evidence of the Customers acceptance of the conditions.

B. CHANGES IN PRODUCT SPECIFICATIONS

1. The company reserves the right to make changes in its products at any times without notice, including changes in the materials, dimensions, colours, and design of our products and such changes shall not affect the validity of any contract, so long as such variations and modification do not adversely affect in any material way the performance of the products, or the overall quality of the product. Dimensions quoted are estimates.

C. COMPLAINTS AND WARRANTY

Any implied warranty of merchantability, implied warranty of fitness, and warranty of title is excluded from this Contract. There are no warranties which extend beyond the description on the face hereof.

Company's liability with respect to any defect in goods or for any loss, injury, or damage attributable thereto shall be limited to one of the following as determined by the Company in its sole and absolute discretion: (a) supplying new goods in exchange for defective goods, or (b) repairing defective goods at the Company's facilities with Buyer being responsible for transporting the goods to and from the facilities and all costs of repair. In no circumstance shall Company be liable for consequential losses or damages. No claim against Company shall be valid unless and until: (a) the claim is specifically detailed in writing to Company within the specific warranty period of the goods' delivery date, and (b) Company has examined the goods (in the case of returned goods), and (c) goods are installed and demonstrated at the time of installation by the Company or installed by Buyer as directed by the Company.

Buyer agrees that the goods have a limited life, the length of which is determined by the amount of use. Consequently, goods used extensively will not last as long as goods used occasionally. Buyer agrees that it has no claim for any loss or damage because of goods deteriorating through use. Play items fitted on an inflatable are subjected to abnormal wear and shall not be the subject of a warranty claim of any nature.

Any defect arising from misuse, abuse, or disregard of the Company's operation instructions automatically invalidates any and all warranties.

Rubber heads, horns and ears, bull hide, grab ropes, jack plug and sockets for connections, carpet/vinyl base, graphics and artwork are not covered by any warranty whatsoever.

All goods returned to Company for work under warranty or work undertaken at Buyer's request and at its cost shall be returned in a clean and dry condition properly rolled and/or packed. Should Company judge that the goods are not in fit condition as to cleanliness, Buyer shall bear all costs of putting such goods in fit condition by removing them for cleaning or providing labor to return the goods to fit condition. Whether repair work is done under warranty or upon Buyer's commission, Buyer is responsible for the cost of shipping goods to and from the Company.

The mechanical motion base and electrical control console are covered for parts against component failure, for five years. The motion base and control console must be sent to our factory in Wetherby, West Yorkshire (UK) every twelve months for a standard inspection service, which is free. We will check the motion base & console, lubricate all bearings, check all the electronics and give them a thorough clean.

If we find any component that needs repair or replacing we will do it, or if it is not a warranty issue we will advise the Customer first. If the motion base & console are not serviced by us every twelve months the warranty is voided. The inflatable cushion and ride attachment are covered for two years.

All goods should be returned to the Company for work under warranty or work undertaken at Buyer's request. Any "Do It Yourself" (DIY) repair performed by the Buyer or the Buyer's contractor or service provider voids our warranty and transfers liability for any damage during the repair or for any damage as a result of the repair to the Buyer and/or contractor

and/or service provider performing the aforementioned repair. If the warranty is not validated by a completed Certificate of Training within one month of Purchase the warranty is voided.

D. PRICES/PAYMENT

1. Unless agreed to in writing or otherwise, all prices quoted are for goods ex works Wetherby, West Yorkshire (UK).
2. The Company reserves the right to change prices, in the event of fluctuations in the cost of labour, materials, currency exchange rates, or import duty, which occur in the course of manufacturing the goods.
3. **A 50% deposit is payable with the order, unless otherwise stated in writing.**
4. Balance of the price to be paid and cleared funds prior to dispatch.
5. Prices exclude VAT where applicable. Unless otherwise stated in writing.
6. **The deposit is not refundable.**
7. The equipment remains the property of the Vendor until such time all the money due for the purchase of the said equipment is received and until such time the Customer is expressly prohibited from selling, parting with possession, charging, hiring or otherwise disposing of the equipment. If, nonetheless, the Customer acts in breach of this clause, he should be deemed to do so as a fiduciary agent of the Vendor. Furthermore, until such money is received, the Purchaser is under obligation to keep the equipment in good condition and in full working order. In the event of any failure by the Purchaser to pay the Vendor any sums due in respect of the said equipment in accordance with the agreed terms, or in the event of any other breach by the Purchaser of these terms and conditions or in the event of bankruptcy before final payment, the Vendor shall be entitled forthwith to retake possession of the equipment.
8. Although the above clause exists, the Purchaser is still responsible for the money (equal to the price of the equipment) should the equipment be damaged or destroyed or become unusable due to changes in the law or the imposition of taxes or any other reason the Vendor may have not wishing to repossess the equipment. Any money paid as deposit, or otherwise, towards the purchase of the equipment shall be forfeited if repossession of the equipment by the Vendor or his appointed agent, takes place due to non-settlement of the outstanding balance.

E. DELIVERY

1. **Shipping dates are an indication of endeavour to comply, but not guaranteed and are not the essence of any contract. All goods are shipped on an ex works basis; the goods must be paid in full with cleared funds prior to dispatch. The customer is responsible for the cost of shipping.**
2. **Deliveries by road, rail, air or sea will be charged for at cost. The Customer is responsible for goods in transit insurance for all equipment.**
3. **Risk in goods passes to the Customer at the time of dispatch; thereafter the Customer shall affect all reasonable insurance.**
4. **Save as aforesaid and without prejudice thereto the Company shall not be liable for consequential loss or other damages howsoever arising.**
5. **All Customers must examine all goods/packages for any breakages prior to signing the receipt of shipping document. If any breakages are found you must notify the Company and the shipping line immediately. Failure to do so may invalidate any claim for damages.**

F. EXPORT/IMPORT

1. **Contract is subjected to our obtaining any necessary export permissions.**
2. Customer is bound to obtain all necessary import permissions, failing which Customer is in breach.
3. Prices **exclude** import duties, taxes, landing, warehousing, etc. Unless otherwise stated, Customer is liable for all duties & taxes payable in their own country to where goods are delivered.
4. Unless otherwise stated, all payments/outstanding balances are due payable before dispatch.

G. COPYRIGHT

All drawings, designs, brochures & promotional material prepared by us remain our property, and must not be reproduced in any manner without our permission in writing. In providing any specification or description to us for manufacture the Customer binds himself to indemnify us completely should manufacture in accordance therewith infringe the rights of any person.

H. TRADEMARK

We reserve the right to display our trademark on all our products, and action will be taken against anyone removing or defacing such trademarks.

I. LAW

This agreement shall be made and take effect as a contract made in England and in accordance with the laws of England and the Customer hereby submits to the jurisdiction of the High Court of Justice in England. The Company's Terms and Conditions supersede all others and are final. Dealers and Distributors are not agents of the Company and have absolutely no authority to bind the Company by any expressed or implied undertaking or representation.

